

May 2019


April Gallery Exhibit

By Helen Lim, Gallery Director



Do You Still Love Me? by Alison Hendry

A lively group of artists and art enthusiasts braved the stormy weather to attend the April reception at WAS-H. The group listened intently as juror Ellen Orseck shared her excitement for the talent pool of the artists and the quality of artwork in the exhibit. For first place award, Ellen chose “Do You Still Love Me?” by Alison Hendry. Ellen absolutely loved the very unusual position of the cat, which created a sense of mischievousness and energy in the painting. She commented on the dynamic value throughout the painting and the complexity of the patterns in the rug as well as the cat’s fur as both subjects transitioned between light and shade. For second place, Ellen chose “When the Wheels Come Off” by William Tone. Ellen commented on how well the artist distinguished the foreground, midground and background using tone, value and texture. She loved the softness, lost edges and muted colors in parts of the truck and she thought the brush



When the Wheels Come Off by William Tone

marks were exciting. She loved the composition and likened it to a story about life and aging. For third place, Ellen chose “Plein Air Pests” by Tamara D. Kontrimas. Ellen thought this piece was almost autobiographical of an artist struggling in front of his or her tools and a daunting blank canvas. She saw humor in the birds and their cast shadows on the canvas, as if the birds are telling the artist what to paint.

Thank you, Ellen and a huge thank you to all the WASH-H artists who participated in this show and to all the volunteers who made this weekend a success. Happy Painting! The winners are:

First Place - Do You Still Love Me? by Alison Hendry

Second Place - When the Wheels Come Off by William Tone

Third Place - Plein Air Pests by Tamara D. Kontrimas

Honorable Mentions:

False Sense of Security by Margit Gergely

Orthodox Church, Venice by Beth Graham

Diva Mentor by Ruby E. Allen

Paris Market by Laurie Hammons

A Pounce of Cats by Liz Wagar



Plein Air Pests by Tamara D. Kontrimas



From the President

Dear WAS-H members and friends,

It has been my great pleasure and honor to have served as WAS-H President this past year. I will miss the job—well, the fun parts—yet am looking forward to having more time to pursue my art, photography and travel. Your incoming President, Kathleen Church, brings energy, fresh perspective and new ideas to WAS-H, which will be in excellent hands.

We accomplished quite a bit this past year. We:

- gave our building, walkways and parking lot a good scrub down, removed overgrown plants and replanted beds to open up our space and make it more visible to the public and passersby;
- enhanced our marketing to include more social media and digital content, driving more visitors to WAS-H;
- sold more paintings from our Gallery than in the recent several years;
- offered over 120 classes and workshops;
- kicked off the Sunday Art Jam series, bringing new teachers and new topics to WAS-H;
- added new classes—Silverpoint, YUPO, Beginning Watercolor Academy, Color Theory, First Steps and Next Steps for beginners, 1-1-3-3 Model Lab for longer sketching sessions as well as Painting on Your iPad, to name just a few—complementing the strong programming offered by our long-time WAS-H teachers;
- hosted three-day portrait and two-day landscape workshops from nationally acclaimed artist, Michael Holter, in addition to our AME workshop with Carl Dalio and IWE workshop with Andy Evansen;
- launched a new local weekday plein air series on Tuesday morning;
- installed a new HD overhead camera in the upstairs studio, for which we raised almost half the cost in donations;
- approved the replacement of our residential WiFi system to a commercial network that will speed up your connections while in large classes and workshops (under way);
- moved the remainder of our program registration and messaging (Senior Class, Open Studio, Paint-Outs and Model Lab) online to bring consistency and transparency to the registration, messaging and waitlist process;
- implemented a preview of each semester's class offerings in advance of opening registration;
- handled the renovation of the first-floor kitchen due to water damage, the quick replacement of glass and electronic equipment after the late September break-in and burglary and the damage to our exterior decorative fence from a vehicular accident; and
- took care of the myriad of day-to-day matters behind the scenes.

All without raising membership or class registration fees. I want to thank our Board, WAS-H volunteers and our part-time staff members, Martin Butler and Haley Bowen, for all that they did working together to keep this organization running so well the past twelve months.

Regards,

Laura McMahon, WAS-H President

**Watercolor Art Society -
Houston | location and hours:**

1601 W. Alabama at Mandell
Open Tuesday – Saturday

10:00 am – 3:00 pm

For information, please
contact:

Martin Butler, Administrative
Assistant **713-942-9966**

www. watercolorhouston.org

email: **admin@**

watercolorhouston.org

Submit Your Article

Did you go on an interesting trip, see a great exhibition, participate in a workshop or class? Please share your experience with Washrag readers!

Do you have an art related question? Would you like to learn more about a certain technique or material? Your art questions will be answered by WAS-H teachers and signature members.

Submit your letters and articles via email only to

washrag@watercolorhouston.org.

Deadline for members to submit articles for the upcoming issue of Washrag is

the 15th of the previous month.

Material not received by the deadline will appear in the next month's Washrag.

Member Teachers Listing

Ksenia Annis, figure sketching, digital art, ksenia@tummyrubb.com
www. tummyrubb.com

Robin Avery 713-410-1075 NW, Tomball, Champions, robinaveryartist.com, Robinavery47@gmail.com

Prof. Dr. Mohammad Ali Bhatti, MFA, PhD Portrait, flower, landscape/cityscape painting - artistmohdali@yahoo.com

Peihong Endris, WAS-H, 713-206-3668 Chinese Brush Painting
Peihong1512@gmail.com

Liz Hill, WAS-H, 713-252-7726, Mixed Media, lizhill4u@aol.com

Susan Giannantonio, Katy, TX & Mayville, NY lucholiz@gmail.com,

Les McDonald, Jr., WAS-H, Houston watercolor techniques, all levels. (713) 977-4729, les@lesmcdonald.com

Carol Rensink, WAS-H, Figure Drawing & Anatomy
713-299-4136, crensink.art@att.net

Robert Ruhmann, Watercolor Landscapes 979-864-0155
raruhmann@gmail.com

Mary Rustay, WAS-H, Watercolor for Seniors 713-703-1533 rustay@heritagetexas.com



Wednesday Model Session

The Wednesday Model Session group continues to meet every Wednesday, 12:30 pm – 3:30 pm (unless there is a workshop scheduled) at WAS-H. Please email Carol Rensink at the address below to find out the name of the model each week before the session. Come with your drawing and painting gear and do your own thing for three quiet hours of model time. It is a wonderful opportunity.

Monitor: **Carol Rensink**, 713-299-4136 or **ModelLab@watercolorhouston.org**

Celebrating New WAS-H Members of March 2019

Laura Brumbaugh

Rob Clark

Jane Fyfe

Paul Huddleston

Austin Magruder

Debra McShane

Christopher Phan

Tammy Plumer

Trish Poupard

Elitza Ranova

Pam Traylor

Join Susan Giannantonio for another great adventure:

Sketching/Exploring in Southwest France Prestigious Vineyards & Charming Villages



September 27th - October 7 2019

\$ 4,620.00 per person (Double Occupancy)

Includes all breakfasts, 3 lunches and 6 dinners

Accommodations in 4* hotels and Charming country Inns

All guided excursions, entrance fees, all ground transport and transfers, meet and greet at the airport in Ordeaux and Portage in and out of the hotels. Ask anyone who has traveled with us before—our tour manager Timothée Faberger knows how to make you feel pampered!

We are booking now. We only take a small group so don't delay.

For a detailed description of the trip and to register, go to

www.OutOfThisWorldTravel.net.

Questions? Contact Susan at LUCHOLIZ@gmail.com or phone Timothée at 917 528-8651

Full Service Frame Shop

All frames meet WAS-H specifications

Top quality custom frames
Plexiglas and acid-free mats
20% WAS-H Member Discount
No Minimum Order

By appointment only – call or email

Les McDonald, Jr.

(713) 977-4729

les@lesmcdonald.com

2623 Stoney Brook Drive

Houston, TX 77063

Donate to WAS-H

Randall's offers 1% of your purchase with their Good Neighbor Program. Register at the courtesy booth with WAS-H's ID #4553. Every time you use your Randall's Remarkable Card, WAS-H will receive a credit.

Amazon donates \$0.05 to WAS-H for every \$10 you spend! When shopping online, click <https://smile.amazon.com/>

Become Our Sponsor

WAS-H members, friends, businesses, teachers and organizations have the opportunity to offer your talent or service to 800+ WAS-H members. Our newsletter comes out 10 times a year - your ad could be in it with interactive links to your website!

Please contact via email:

washrag@watercolorhouston.org

and

beverlyaderholt@att.net

Sponsorship rates:

Full page - \$75/issue

Half page - \$50/issue

Quarter page - \$25/issue

1/8 page - \$15/issue

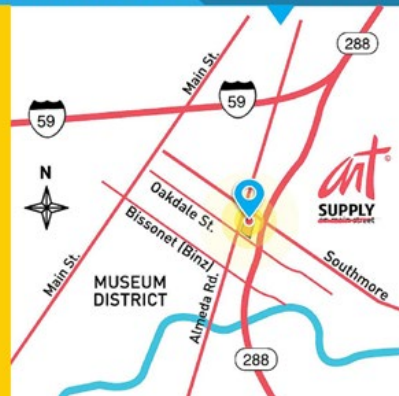
Teachers listing \$25/year (due September 1st)



Starting April 1st, visit our "POP-UP" store at
5221 Alameda, Houston TX 77004
and watch our NEW STORE being built next door!

Same Phone & Email:

713-652-5028 • artsupply@swbell.net



April Exhibit Reception

Photography by Paula Fowler



IWE Art Lovers Party

Photography by Les McDonald



IWE Art Lovers Party

RECEPTIONS HOST POWER OF LIKE-MINDED PERSONS

by Tom Kraycirik, IWE Director

One of the most powerful tools in helping artists sell their works at WAS-H is the “power of like-minded persons” as demonstrated through receptions.

Walk-in traffic is important and more than welcomed. However, “a priceless quality of ease is present” whenever a group of friends gather in a relaxed setting to view and discuss art and the possibility of purchase.

The 42nd Watermedia Exhibition hosted three publicized receptions and one private reception which accounted for most of the 15 sales recorded. The works were beautiful in themselves, of course. But like seeds planted in rich soil, as groups of like-minded friends saw the exhibition, the idea of ownership took root. One person’s observations were appreciated by a friend, then another and another. Soon the wish of ownership grew into a validation for purchase.

These receptions are not happenstance. They take planning, preparation, and cash outlays for refreshments. Then WAS-H volunteers spend hours to prepare the tables of food, serve the refreshments and then take down the serving stations after it is over.

Not enough can be said to thank all our volunteers and sponsors.

The 42nd IWE scheduled and promoted the opening reception on the afternoon of March 3rd, an evening Art Lovers Reception on March 7th and an after-work Art Party on March 28th that WAS-H Development Director Haley Bowen coordinated. Also, a special one-hour reception was held following regular gallery hours on Sunday, March 31st that past president Jan McNeill arranged for a group of charitable donors. All were successful in helping find new homes for 15 quality paintings.

Take a few moments and consider a group of your friends, professional associates or social circles that you think may enjoy an afternoon or evening of art. The 43rd IWE is only a year away.

The photographs on page 5, taken by Les McDonald at the Art Party, were typical of the relaxed atmosphere and diversity of art patrons that these receptions garner.

Art Fair Announcement

by Theresa Wilson, Art Fair Coordinator



Mark your calendar! The 2019 WAS-H Art Fair will be held **Saturday, October 26, from 11am-4pm**. The Art Fair is a wonderful event that offers WAS-H members a chance to show and sell a body of their water media work, and gives the community a chance to shop, view the Annual Member Exhibition, and enjoy artist demos throughout the day. There are two ways that you can participate: as an exhibiting artist, and/or as a volunteer. Exhibiting artists can opt for just a table or a full booth space, or can share either a table or booth with a fellow artist, depending on how much art they have to show. Volunteers can work ahead of time to plan

and prepare for the Fair, or come the day of the Fair to help with set-up, work the cashier table, or demonstrate art techniques for our visitors.

The Art Fair is a lot of fun, so please consider how you can be a part of it. Artist registration will be available on the WAS-H website by **September 1**. If you would like to be on the team that makes the Art Fair happen, please contact Theresa Wilson at artfair@watercolorhouston.org.

April Demo

PAINTING THE NIGHT: FINDING DRAMA IN CONTRAST BETWEEN LIGHT AND DARK

by Kathleen Church, WAS-H Vice President



WAS-H friend **Ellen Orseck** enchanted us with a wonderful lesson on painting nocturnals on Sunday, April 7, 2019. A nice crowd braved the bad weather to watch Ellie paint a photo captured by the hubble telescope using her full kit of toys: salt, Pebeo Drawing Gum, alcohol, toothbrush splatter, wax, Aqua Cover and lovely splashes of quinacridone rose and cerulean. She also gave us five formulas for creating black — an essential when painting night scenes.

- 1) Burnt Umber + French Ultramarine Blue = Black
- 2) New Gamboge + Quinacridone Burnt Orange + FUB = Black
- 3) Burnt Sienna + FUB = Black

4) New Gamboge + Quinacridone Rose + Phthalocyanine Blue = Black

5) Alizarin Crimson + FUB + Phthalocyanine Green = Black This is Ellen's Favorite!

Ellen's piece involved lots of layered steps: drawing the image, applying Pebeo to large swirls to reserve the white, splattering Pebeo with a toothbrush, applying rose and cerulean to the swirling galaxy and planet earth in lower left corner. Drying. Removing Pebeo and applying more pigment with a brush. The final step involved mixing a rich black and covering the night sky while avoiding the swirling galaxy in the center. When she wanted to add more definition Ellie pulled out the Aqua Cover to insert a satellite and define the perimeter of the planet in the lower left corner. More drying. And again deeper layers of black on the left of the painting to enhance the glow from the planet and the galaxy. Ellie said she would continue to work on the painting and add several more layers of pigment and black to enhance the glow until she was satisfied with the result.

For the past few years Ellie has been drawn to an exploration of the beginning of life which led to an interest in the Big Bang theory and exploring images of the cosmos.

And, always aware of the social responsibility artists have, Ellie is working on a series focused on displaced children caught up in the current immigration crisis. Using art to express and expose what is happening in our world is an essential part of Ellie's work as an artist. She anticipates the show will be ready for viewing at the Longnecker Gallery in 2020. Thank you Ellie for being with us again.



WAS-H Calendar at a Glance

For more information, please visit our website - <https://www.watercolorhouston.org/Calendar of Events>

May 2019

May 02, 09, 16, 23 Art for Seniors
 May 03 Pick Up April Gallery Show Paintings
 May 03, 10, 17, 31 Open Studio for Members
 May 04 Take-In for Monthly Show
 May 05 General Meeting, Demo and Reception
 May 07, 14, 21, 28 Weekday Plain Air
 May 15 Wine Down Wednesdays
 May 18 Monthly Paint-In
 May 19 Sunday Art Jam

May 25 Paint-out - Houston Heritage Society

June 2019

Jun 01 Take-In for Monthly Show
 Jun 02 Sunday Art Jam
 Jun 02 General Meeting and Reception
 Jun 04, 11, 18, 25 Weekday Plain Air
 Jun 7, 14, 21, 28 Open Studio for Members
 Jun 12 Wine Down Wednesdays
 Jun 15 June Monthly Paint-In

May General Meeting and Demo



General Meeting May 5, 2019
Social 1:30 p.m., Meeting 2:00 p.m.
Demo: 2:15 p.m. to 3:30 p.m. by Jackie Liddell

Jackie will walk us through her favorite creative process - Watercolor With Collage. Beginning with a pencil sketch composition, Jackie will move onto a value study. The intuitive part of her process begins with application of collage materials and pigment. Jackie uses only her own handmade paper in the collage process.

She has a Master of Arts degree from the U of H Clear Lake, and a 27-year career as a high school art teacher where she was named the Clear Creek ISD High School Teacher of the Year. She was awarded a lifetime membership in Phi Kappa Phi Honor Society. Although retired, she has taught drawing at the University of Houston Clear Lake for ten years, and then shared her love of watercolor painting by creating the curriculum, and teaching painting at Alvin Community College. She now enjoys doing demonstrations, teaching workshops and showing her paintings.

May Paint-In



LINE DANCING WITH TWO STEP PLUS!
by Jan McNeill, Paint-in Coordinator

Teacher: Jackie Liddell

Class: **9:30-3:00 on Saturday, May 18, 2019**

Register at <https://watercolorhouston.org/event-3350840>

Jackie Liddell has an MFA and is a longtime WASH Elite Signature as well as other prestigious societies. This workshop promises to be fun and creative with transparent watercolor (or acrylics used transparently), black elegant writer calligraphy pens, and hand painted paper for collage, and stamping to add some creative texture, variety and surprises.

Supplies:

- Bring close up reference photos of your choice: flowers, trees, fruits, vegetables, shells, animals, bugs, (or borrow one of Jackie's).

- Two quarter sheets of Watercolor Paper of choice, a #2 pencil and eraser, a Black ink Elegant Writer Calligraphy pen, (or borrow one of Jackie's).

- Brushes, your paint palette and paint, water containers, paper towels, support board, a large sheet or two of white gift tissue paper, or Japanese rice paper, a garbage sack (to paint the tissue paper on, and then to let it dry on).

- Optional extras: Matte Medium, stamps, water soluble crayons, silver or gold metallic acrylic paint.



Attendees greatly enjoyed the April Paint-In with Caroline Graham - learning all about Van Gogh's ink drawings and strokes!

Weekday Plein Air Group

by Louise H. Bateman, WAS-H Past President



The first meeting of the newly formed Weekday Plein Air group was a rousing success! There were 11 painters who met on the grounds of the Menil Drawing Institute painting various scenes. Afterwards, we had an optional group sharing/critique. It was amazing to see the various styles and talent on display! The weather couldn't have been better – sunny, breezy, not too humid and warm.

There was also an informal sharing of “tips and tricks” when painting Plein Air, including:

- Use an old contact lens case for small liquids, such as masking fluid or gouache – Beth Graham.

- For sun protection, purchase a cotton, light color, long sleeve men's dress shirt from a thrift store or re-sale shop. It will also act as a “smock” for those unexpected paint spills and splatters – Louise H. Bateman.

- Use a “doggie” collapsible pet bowl with clip for water – it's light weight and when not in use can be hung on your painting bag – Tom Kraycirik.

Stay “tuned” for more “tips and tricks” in future articles.

Several participants commented that this new painting group is a welcome addition to the already robust schedule of painting classes and events offered by WAS-H.

The group meets on **Tuesdays, from 9:30 to 11:30** at various locations around Houston, with an optional opportunity to share your painting with the group for a gentle critique from 11:30 a.m. to 12:00 p.m. Simply register to receive notice about weekly locations and updates at <https://watercolorhouston.org/event-2952420>. There is no fee or instruction. Come to as many of these weekday paint-outs as you wish -- no obligation.



From Our Members

A TESTAMENT TO A WAS-H PIONEER

By Steve Brenner and Susan Giannantonio



WAS-H lost a faithful member last month. It was more than 20 years ago when Dave Maloney realized he could be of help to WAS-H. He was a seasoned advertising professional with computer programming skills. He alone volunteered to create and maintain WAS-H's profile on the Internet without a software package, only using programming language HTML, a time-consuming and arduous process. This satisfied our needs right up until just a few years ago for about 20 years.

Many WAS-H members didn't know Dave or his late wife Carrie Hines. They were quiet folks, both of them usually attending every reception or event they were able to attend. Dave and Carrie lived their lives as artists. They loved WAS-H.

The style of Dave's paintings represented his quiet nature: serene, beautifully understated. Not only did they reflect his personality but were of a quality to elevate him to Elite member status.

From Our Members (cont.)



The following is Artist Profile Interview written for WASHRAG January 2008 issue written by Susan Giannantonio.

“Volunteer of the Month Dave Maloney has created and has maintained WAS-H’s first and only website, www.watercolorhouston.org since its inception. Lately Dave’s wife and fellow WAS-H member Carrie Hines Maloney has been doing many of WAS-H’s web revisions as well. Susan Giannantonio had an opportunity to talk with Dave and she thought members might like to peek into his art-filled life.

Susan: Dave, when did you start painting?

Dave: I knew I had the calling to be a painter when I was 4 years old. I stole a box of Crayolas from a dime store back home in Lucknow, Ontario but my parents discovered my crime later that day. Later I was given my own set of Winsor Newton watercolors as consolation and by age 9 did my first oil copied from an image in a Toronto newspaper. As a child I drew constantly: cars, fighter planes, many drawings.

S: I’m glad your life of crime didn’t last long. What were your art school influences?

D: Carrie and I met at the Art Institute of Chicago. The institute drilled into us the philosophy that you must be dedicated to your art no matter what. Buy paint whether or not you can afford food. We were taught how to be discerning in your work, critique yourself, tough it out, keep going. We had drawing class three hours a day for four years! You get to be pretty good at drawing when you practice that much. Also, we were immersed in art history. After school we painted, taught art and I worked in color quality control at a Kodak affiliated film processing company

S: Tell me about your illustration career. How, as an illustrator, would you approach a job?

D: After we moved to Houston I was hired as an illustrator by WAS-H member Hunter George as an illustrator for the Baxter and Korge Studio. Illustration starts out as precise work. A “pencil” is a concept drawing of a project to get a client’s approval to proceed. Then color studies are done and approved. Once approved the jobs are always an emergency, overnight deadline, high stress and little sleep until it is completed. Some of my early favorites were pen & ink, line drawing, scratch board. I gradually got into watercolor.

S: What were some highs and lows to your career?

D: One high point was an assignment by Houghton Mifflin to illustrate a children’s dictionary requiring more than 100 little drawings. I also did children’s illustration for Macmillan and Co. My recent work for the Houston Zoo has also kept me busy.

S: Have you worked in the corporate environment?

D: I was an art director for two big name ad agencies in Houston. Both with mainly oil company clients.

S: What was that like, being an art director?

D: Art directors decided the look of an ad campaign, hiring designers, illustrators, and photographers. It is a job that tends to go to people’s heads, feeds egos. Lots of stress. It wasn’t the life for me, and I went back to freelance illustration.

S: What about computer illustration? Tell me about that.

D: By the early 1990s the market demanded that illustration be done by computer. Programs today are exactly like using real tools. You work with a stylus and draw on a digital tablet, using whatever tool you want, paintbrush, pen, etc., making the same decisions you make as if you are actually doing a work of art. The programs are so sophisticated it actually feels like the real thing and the results are very much like the real thing.

S: You have been an artist for a lifetime, apart from illustrating. Do you also market your artwork—paintings and drawings?

D: I’m lucky my illustration work has kept my hand in various media but when it comes to my artwork, each painting is like a milestone for me and I’m not too keen to part with them. I like to think of myself as an explorer with paint.”

From the editor: WAS-H is very grateful to receive from Susan Giannantonio and Bruce Winquist a donation in memory of Dave Maloney.

Class Openings

by Laurie Hammons, Education Director



AMERICAN CULTURE TODAY: THE DYNAMIC STILL LIFE - Ellen Orseck

Five Wednesday mornings, May 1, 8, 15, 22, 29

Contents of a backpack, objects on a bathroom counter, a partially eaten dessert are all fair game for a still life. By examining the objects around us in our everyday life we shine a lens on American life in the 21st Century. This still life watercolor class will be devoted to the study of photorealism as a way to see the society in which we live. <https://watercolorhouston.org/event-3200537>

watercolorhouston.org/event-3200537

CAPTURING REFLECTIVE OBJECTS - Ellen Orseck

Five Thursday Evenings, May 2, 9, 16, 23, 30

One of the greatest challenges for watercolor artists is to capture the complexity and vitality of reflective objects. This course will explore how artists historically have approached those trials and offer tips for mastering those techniques effectively and beautifully. <https://watercolorhouston.org/event-3200550>



THE NOCTURNAL LANDSCAPE - Ellen Orseck

Four Tuesday mornings, May 7, 14, 21, 28

Glowing streetlights, reflections from car lights on a rainy night...a single farm window shining in the night sky -- discover the beauty of light in nighttime landscapes. Learn how to capture the richness of the darker side of the palette. Night time imagery presents the artist with the potential for drama, romance, mystery, and high contrast. <https://watercolorhouston.org/event-3199982>

INTRODUCTION TO SILVERPOINT - Laura Spector

Thursday afternoons, May 9, 16, 23, 30.

Silverpoint is one of the oldest drawing methods, dating back to the early Renaissance. This 4-day workshop will simplify the silverpoint process. Students will learn the basics of how to prime and tone paper, create various marks using silver tips and explore how contemporary artists are experimenting today with this re-discovered material. <https://watercolorhouston.org/event-3252568>



PORTRAIT DRAWING - Prof. Mohammad Ali Bhatti


Tuesday afternoons, May 14, 21, 28, June 4

This class is designed to learn basic drawing study of human head, proportion of eyes, nose, mouth, neck and shoulders. You will learn the basic drawing skills and techniques with a variety of drawing medium. <https://watercolorhouston.org/event-3128883> (join the waitlist)

TAKING THE FIRST STEPS TO PAINTING WITH WATERCOLORS - Robin Avery

Monday afternoons, June 3, 10, 17, 24

Do you want to learn to paint with watercolors? This will be a beginners' class of four half days. You will learn about paints and their properties, types of brushes and their uses, and the different kinds of paper. You will also be introduced to the various painting techniques. <https://watercolorhouston.org/event-3356572>



May Paint-Out

by **Mary Glover Rustay, Paint-Out Coordinator**

May 25, 2019, 9 am to 3 pm. at 1000 Bagby St. Houston TX

Plein air artists are invited to our last “WAS-H Paint Out” before Summer, the 4th Saturday of May at Sam Houston Park in Downtown Houston located at 1000 Bagby St.

This little hidden park jewel is run by the Heritage Society of Houston, who has several original historic homes and a church building nestled in a park setting in front of towering skyscrapers behind them. The quaint little white St. John church was built in 1891 by German and Swiss immigrants and offers a stark contrast to the reflective glass walled tall buildings of downtown, which form a picturesque backdrop. The Kellum-Noble House is Houston’s oldest brick dwelling, original to this site and was built in 1847. The Nichols-Rice-Cherry House was built around 1850 and owned by William Marsh Rice whose estate created Rice Institute (now Rice University) in 1912. The Pillot House was built in 1868 and owned by the same family until 1964. It is the first house built in Houston with an attached kitchen. The family was related to the Henke and Pillot supermarkets chain in Houston. “The Old Place”, a log cabin was built by an Austin colonist about 1823 and is thought to be the oldest remaining structure in Harris County. WOW! What a visual history opportunity for a painting! How does one choose which to paint?

Plan to meet by the little church at 9 am and paint until around 3 pm. Bring your sack lunch, your painting gear, a chair to sit in/on and other helpful items. Bring your own painting water and beverage, and insect repellent. It would be a good idea to bring a hat and/or umbrella for shade, and cool water to drink! Check the weather forecast and come prepared for heat or rain.

Hope YOU can come join the fun! Parking may be available at 1000 Bagby St., across the street from the park. Please register on our WAS-H website under Paint-Outs and Education. Also give me a shout that you’ve registered to come, so I can watch for you! rustay@heritagetexas.com or 713-703-1533 (cell).

Art on “The Go”

JUST GIVE IT A TRY

by **Shirl Riccetti, WAS-H member**

When I thought that I would NEVER, EVER take “one of those Non-Art” packaged tours, I did. With five trips completed, it is definitely not a bad way to enjoy a new destination. Most enjoyable for me (other than someone else hauling my luggage), is the slew of local guides that the tour companies provide for each city or area. Quite often, the guides are showing off their home town, providing stories, personal tips and favorites. In St. Petersburg, Russia, our bus passed the apartment building where our guide lived, and she proudly told us this and gave insight into the ‘tight’ Russian real estate.

As for drawing time, there is always time to do that. Sketches might be wobbly but drawing quickly hones observation skills and making notes beside the drawings helps you to remember. If you want to do an involved painting, give yourself some downtime in your hotel room at night. Once on a 2 week trip, I filled over 40 pages of sketches.

Most tours offer some free time, even if it means avoiding a boring afternoon or morning tour. Just make sure that your tour is coming back to the same hotel that you are in. When I receive my detailed itinerary from the tour company, I circle my free time opportunities first. You can Google some town interests in the area or there may be museums, art galleries or an art supply store you may want to visit on your own. Before leaving, I try to buy some maps (the old fold-many-times kind); Half-Price bookstores is a good source.

So, artist travelers, carry on in the quest to fill your world with Art. My next trip may be renting a house again, but I am always eager to take on a filler trip where someone will be taking care of the planning. The guide will tell me where to sit and I will, eagerly.

Carpe diem. If you are planning an art escape, let me know, and I will interview you. Enjoy! sriccetti@comcast.net

June Prospectus

THEME: General

Take-In: Saturday, June 1, 2019, 10am - 12pm

(Paintings may be brought in BEFORE Saturday during regular gallery hours: from 10:00 am to 3:00 pm Tuesday through Friday)

Reception: Sunday, June 2, 2019, 3:30 - 5:00pm

Pick up paintings: Friday, July 5, 2019

Questions: gallerydirector@watercolorhouston.org

Juror: Susan Hotard is an experienced and award winning artist who lived in New Orleans for over 31 years and now lives in the Houston suburb of The Woodlands, Texas. She is a signature member of Oil Painters of America and the American Impressionists Society. Her painting, "Sophie Backlight", earned for Susan the Select Fifty Award from the Portrait Society of America International Competition 2019. The portrait was in the top 100 out of almost 3,000 entries from all over the world. Susan had a cover story in "American Artist" magazine (July/August 2005) and earned the highest award at the New Orleans Academy of Fine Arts before moving to Texas in the aftermath of hurricane Karina. Since 2003, Susan has taught portrait, figure, and still life workshops in Texas and Louisiana. She enjoys the vibrancy of both the New Orleans and Houston art communities.

Eligibility and Requirements:

- Artist must be a current WAS-H member.
- Artwork must be completed within the last 24 months.
- Up to three entries per artist.
- Fee of \$10 per entry.

Artwork Regulations:

• *Water soluble media*

At least 80% water media: watercolor, acrylic, gouache, egg tempera, casein, ink.

• *Surfaces*

Paper, Yupo, Claybord, Gessobord (with or without cradle), paper based board (illustration or art board), Canvas is NOT accepted.

• *Originality*

- Photo references allowed:
 - permission granted photos taken by others
 - photos no longer copyright protected
 - purchased photos
- NOT painted from another's painting
- NOT painted under supervision, or from teaching DVD or book (except Student Exhibit.)
- NOT won in any monthly exhibit or accepted in AME or IWE exhibit,
- NOT repainted from winning image
- Only original artwork (no giclees, copies, etc.)

• *Collage*

Allowed as long as water media is the dominant element, No restrictions on collage source (i.e. Fabric allowed, commercial papers, photos, etc.)

• *Enhancement Media*

Less than 20% watercolor pencils, pastels, wax accents/resists, char coal, graphite, water based iridescent paints

• *Pricing*

- Paintings will have sales tax added at time of sale.
- Can be for sale or NFS (not for sale).
- Donation to gallery of 20% for cash sales and 25% for credit card sales.

• *Matting and Framing Regulations*

- Must be framed. Only exception is Claybord and Gessobord wood cradle panels.
- Simple metal or wood frames no wider than 2.0 inches.
- Mat and liner (if used) must be WHITE.
- Frame must be strung with wire for hanging. No other hangers.
- All submissions must be protected by Plexiglas except for Claybord and Gessobord.
- No varnished paintings.
- Size not to exceed 48" in height or width, frame included

• *Unclothed figure*

- Yes.
- WAS-H reserves the right to refuse entries that are obscene, controversial, or in bad taste.

• *Awards*

- Cash Awards for 1st - \$100, 2nd - \$75 and 3rd - \$50.
- Honorable Mentions awarded a ribbon - no cash.
- Only one award per artist.
- Winners are notified by phone and/or email.

• *Regulation*

- Paintings must remain in the Gallery for the entire length of the show.
- Any artist or designated agent removing their painting prior to the end of the show is subject to a penalty.

• *Liability*

- WAS-H will not be liable for damage before, during or after the exhibit.
- Artwork that adheres to these guidelines will be accepted with the provision that WAS-H reserves the right to reject any entry that is controversial, obscene or in bad taste.

• *Abbreviations*

Medium: WC-Watercolor, A-Acrylic, G-Gouache

Surface: P-Paper, YP-Yupo, CB-Claybord, GB- Gessobord

Take-In: Saturday, June 1, 2019, 10am - 12pm

(Paintings may be brought in BEFORE Saturday during regular gallery hours: from 10:00 am to 3:00 pm Tuesday through Friday)

Reception: Sunday, June 2, 2019, 3:30 - 5:00pm**Pick up paintings: Friday, July 5, 2019**Questions: gallerdirector@watercolorhouston.org

Name _____

Email _____

Tel. (H) _____ (C) _____

Title #1 -----

Price _____ Medium _____ Surface _____

Title #2 -----

Price _____ Medium _____ Surface _____

Title #3 -----

Price _____ Medium _____ Surface _____

I grant WAS-H permission to reproduce the artwork for publicity, documentary, or educational purposes. I accept the terms of the prospectus and confirm that the artwork meets the stated regulations, INCLUDING ORIGINALITY AND USE OF REFERENCE PHOTOS.

SIGNATURE _____ DATE _____

Attach this label or a facsimile to the back of each painting.

Name _____

Tel. _____ Price _____

Title _____

Framed Size ____ x ____ Medium _____ Surface _____

Name _____

Tel. _____ Price _____

Title _____

Framed Size ____ x ____ Medium _____ Surface _____

Name _____

Tel. _____ Price _____

Title _____

Framed Size ____ x ____ Medium _____ Surface _____