



October 6, 2022 e-newsletter  
A Bi-Monthly Publication

## From the President



Dear WAS-H Friends,

Hurrah – it's October, and the cool weather has been blessing us! I already have my Halloween decorations out but am holding off on buying the candy because it is so tempting to eat it all before the trick-or-treaters arrive.

If you have not seen the **Annual Members Exhibit**, it is on display, and it is FABULOUS! You must come see it and bring some friends. It will be on display in the gallery through November 3. I want to thank Diane Trepagnier and her tireless group of volunteers for the work they put in to bring us this beautiful show! And another big thanks to Irene Sheytman and Diann Zimmerman who made our dream workshop with Ryan Fox a reality.

The **Art Fair** is this Saturday from 11-4. It will be a glorious day, and the parking lot will be full of amazing art, priced to sell. I am planning to be there and hope to see you!

Looking ahead, our **November Show** will be combined with the December Show. The theme is Small Treasures Holiday Bazaar. We are adding original greeting cards this year in addition to the small paintings, so there will be a wonderful variety. It's a great place to buy gifts for family, friends (or yourself)! Our November Paint-In is open for registration and features fun acrylic techniques with Lynn Chatman.

On Sunday, **November 6** at 2pm we have our General Meeting, Demo, and Awards Presentation for the November Gallery Exhibit. Following a short meeting of announcements, a favorite WAS-H teacher, Ed Pettitt, will demonstrate Watercolor Mapmaking. Mark your calendar and plan to attend spend a fun afternoon at WAS-H!

I recently read an article about slowing down and observing to make sense of the world around us. I wasn't surprised to see that one of the recommended activities was taking time to make art or take an art class. We are so lucky to have an excellent facility and a superb variety of class offerings that allow you to explore the artist inside you. If you haven't seen the latest line up of classes, check out our education calendar: <https://watercolorhouston.org/Classes-and-Workshops>

Another article (yes, I read a lot!) mentioned the importance of making friends as adults. We have to seek out the grown-up equivalent of a sandbox -- a place where we can make meaningful connections. I realize that for me, that place is WAS-H! I encourage you to join in and volunteer for some of our activities. It is so rewarding -- and a great way to connect with others who share your same interests. Don't be shy -- we'd love to have your help and could use all the hands we get!

I look forward to seeing you at WAS-H soon!

Warm Regards,  
Karen Houston Stopnicki

## ART FAIR

Join us on Saturday,  
October 8  
from 11 am - 4 pm  
at our Annual Art Fair!  
  
Rain or Shine!



### Art Fair Participating Artists Include (in alphabetical order)

Allen, Ruby  
Ayres, Jack  
Bhatti, Mohammad  
Bukhman, Rada  
Cutrer, Lynn  
Dean, Donna  
Endris, Pei Hong  
Fabugais, Mansueto  
Feldman, Sheryl  
Garma, Hector

Gauthier, Carla  
Graham, Elizabeth  
Granhaug, Kim  
Hammons, Laurie Lindeman,  
Karen  
Lipski, Jackie  
Lucas, Mary Ann  
Mora, Evelyn  
Rodgers, Katherine

Ruhmann, Robert  
Sheytman, Irene Shotashvili,  
Olga  
Spitzberg, Larry  
Sprohge, Erik T.  
Steck, Katie  
Trepagnier, Diane  
Wright, Nan  
Wu, Xylina

## Annual Members Exhibit - 2022

This year's Annual Members Exhibit did not disappoint! The show includes work from 59 of our talented members. From beautiful portraits to misty landscapes, abstracts, and whimsical farm animals -- there is something for everyone who loves art. Below you'll find the winning paintings, with the artists names and the jurors comments.

A big thank you to all who submitted entries into the show.



1st Place Winner  
Daniella Werneck



2nd Place Winner  
Alison Hendry



3rd Place Winner  
Laurie Hammons



1st Place  
The Eclosion of A Butterfly  
Daniella Werneck

The strongest element of this beautiful painting is the horizontal line of the models' body countered by the vertical lines of the curtain and tile. This composition is reinforced by the light. The strong darks and light and the details in the face again emphasize the subject.



2nd Place  
Aren't I Beautiful!?  
Alison Hendry

The artist' simplified composition is formed by a hierarchy of branches in front of and behind the bird. The eye movement through the painting is based on the branches and there is enough detail to suggest the background.




3rd Place  
Still Life in Blue & Ochre  
Laurie Hammons

This abstract suggests flowers, with its organic shapes. It combines a lot of texture, the use of scratching and stamping and beautiful calligraphy to make the painting more engaging.




Shirley Sterling Award  
Ethereal Autumn  
Hiep Nguyen

This painting is evocative of classical Chinese and Japanese paintings with simple marks that move the eye. The use of orange and yellow creates a circular pattern around the colorful center.



President's Award  
Royal Pharmacy Sketch  
Carla Gauthier

Her technique is superb. You can see this in the sky. Her composition is perfect, and leads your eye around the painting, her shadow colors are spot on.




Director's Award  
Times Three  
Rona Lesser

The gestural, loose drawing and repeated colors makes this painting Picasso-like.



Honorable Mention  
The Old Days  
Les McDonald, Jr.






Well done drawing and perspective. Lots of detail but not too much. Strong horizontal yellows are complimented by the repetition of orange in other parts of the painting.



Honorable Mention  
The King's Camel  
Katherine Rodgers

Realistic colors, not too much detail. The eyes are very well done. I like the spatter. It adds to the painting and becomes a directional element.



Honorable Mention  
Pamela Anderson  
Debbie Lee Parmley

This painting has strong contours and simple color. The composition and makes use of its strong dark background.



Honorable Mention  
Paradise Lost  
Jackie Liddell

What drew me to this painting were the limited colors, combined with pattern and shapes that suggest foliage and move the eye around.

Honorable Mention  
Blackwater Swamp Dawn  
Beth Graham

This painting showcases the beauty of blossoms and use of wet into wet of watercolor. It is a simplified landscape created with beautiful effects.



Texas Art Supply  
Shay & SusieQ  
Kay Salem

This artist knows how to use color! She keeps it simple with beautiful orange and



Art Supply on Alameda  
Taken Flight  
Lynda Jung



Goldens  
Homeless  
Mohammad Bhatti

The face is beautifully done and there is a masterful use of color but what makes this painting is that the artist brings



green. While the blue eyes are the focal point, the orange brings your eye around the painting. I also like the presentation on the board.



M. Graham  
Get in! Let's Eat  
Chaitanya Alli

Although this architectural scene is crooked, the composition helps to create movement. The use of blue adds to this as it moves the eye around, first vertically and then horizontally.



Ampersand  
Gloria  
Maureen Lewis


This paintings' warm colors and use of only one dark area brings us immediately to the focal point. The subjects' tassel keeps the eye in the painting while her gaze moves your eye

I love the multiple layers, use of marks, and spiderwebbing – they all bring the eye forward. I don't know how she does it!



Texas Art Supply  
Mallard  
Fontaine Jacobs

Its hard to paint on Yupo. The swirls and colors in this painting are beautiful. The texture of the duck is completely different – this is difficult to do!




Cheap Joes  
Who's the Fairest ...  
Rosemary Massey

I love the subtle value shift of the reflection. It has nice diagonal movement and less detail at the edges keep the eye in the painting.



the background into the foreground on the subjects' shoulder.



Dixon Ticonderoga  
Butterfly's Bouquet  
Marj Hales

Every color in the flower is repeated throughout the painting. The reflected color bounces on the vase. It's a beautiful use of color.




Cheap Joes  
Amazon Buddies  
Cheryl Evans

This painting engages the viewer and makes them want to know more about it. The complimentary colors of purple and green are loosely defined in a beautiful background.



around.

Art Supply on Alameda  
Enigma  
Susan Giannantonio



This abstract painting created with the use of multiple layers and complimentary colors keeps the eye moving. It has great calligraphy, movement, and use of different edges.



Blick  
Early Morn  
Ruby Allen

The simple composition and cohesive color make this painting work.



Winsor Newton  
Ranch Security  
Jan Shrader

Although the face is simplified, it remains the focal point. There is a lot of color even in the whites. The edges around the face are hard, the fir in the back is soft and this gives a great sense of depth. What's best is what is not painted.



Jack Richeson  
Just Hanging Around  
Bridgett DeFlora

This painting of clothing in simplified patterns is composed of a strong horizontal and diagonal. The highlights of the fabric are essential to its composition.



Blick  
Hurrah the Maestro!  
Larry Spitzberg

I like the bright colors and the loose suggestive brushstrokes of this painting



Blick  
Farm Friends  
Mary Klug

The graphic shapes, limited palette and texture make this simplified painting fun and wonky.

Blick  
Cypress Trees Medina River  
Stephanie Williams

# New Members

Please welcome the 16 new members who joined us in September:

Kean Bliss  
Leslie Davidson

Lana Clingan

Martina Gallagher

Jo Ann Garcia-Martinez

Susan Giesecke

Marj Hales

Allison Haun

Linda Hughes

Betty James

Iriana Kostyleva

Fernando Martinez

Muhammad Nasir

Kevin Riddle

Kay Salem

Melissa Watkins

## New Member Orientation: Nov 4

We will host our next New Members Orientation on Friday November 4 at 11 am. These sessions usually last an hour. While this session is designed for new members, everyone is welcome to attend.

## Holiday Exhibit

During the months of November and December, we will have one Exhibit. This exhibit deadline is Wednesday, November 2 at 3 pm. The show will be hung on Saturday, November 5 and the reception will be held after the general meeting on Sunday, Nov. 6

## Small Treasures

## *Holiday Bazaar*



It's time for sharing, caring and some holiday fun with a new twist for our Small Treasures Show. This year we will feature small framed paintings as well as handmade greeting cards and unframed matted paintings. The goal is to provide unique holiday gifts for immediate sales. Artists are encouraged to replace sold paintings with new ones.

Framing requirements for this show are relaxed to allow glass, colored mats, and small, more elaborate frames - perfect for gift giving!

The show opens in November and will run through the rest of the year. We will host a WAS-H holiday party in the gallery on Sunday, December 4. We will have a silent auction and who knows, maybe Santa will appear!



# Fun things to do in October!

One-time painting experiences from 2 to 3 hours.  
You get all the fun with no commitment!

## **Sip & Pour Thursdays Dutch Pour**

Instructor Laura Mossman  
Thursday, Oct. 20  
6:00 - 8:00 pm



## **Face Painting**

Instructor Katie Steck  
Friday, Oct. 21  
6 pm - 9 pm

## October Weekly Classes and 1 or 2 Day Workshops



**4-Week Drawing Class  
Drawing 101**  
Myke Venable, Teacher  
Starts Tuesday, Oct 11  
9:30 am - 12:20 am



**Virtual Class  
Plein Air Sketching**  
Susan Giannantonio, Teacher  
3-week Class  
Starts Tuesday, Oct 11  
1 pm - 3 pm





**Rural Countryside**  
Instructor Les McDonald  
October 13 & 14  
9:30 am - 3:30 pm



**Animal Portraits**  
Instructor Bhatti  
October 20 & 21  
9:30 am - 3:30 pm



**What's in Your Tube?**  
Instructor Beth Graham  
Oct 15 and/or Oct 16  
9:30 am - 3:30 pm



**2-Day Workshop**  
**Pen & Ink Still Life**  
Joannie Hughes, Teacher  
Oct. 22 & 23

Check out all our classes!

Share your news and ideas!



Share your **news** or write an article to submit for the WASHRAG by sending to our Communications Director, Nancy Moody, at

Washrag@watercolorhouston.org

Click [HERE](#) for the latest blog posts.

Send your thoughts about *special events* you'd be interested in or other recommendations to our President, Karen Stopnicki, at [President@watercolorhouston.org](mailto:President@watercolorhouston.org).

Send your ideas about *classes or workshops* you'd be interested in by emailing our Education Director, Beth Graham, at [Education@watercolorhouston.org](mailto:Education@watercolorhouston.org).

---

Gallery/Office Hours: Tuesday - Saturday 10 am - 3 pm  
[Covid Policy](#)

[Classes/Workshops](#)  
[Upcoming Major Workshops](#)  
[Model Lab](#)

[Membership](#)  
[Washrag Blog](#)  
[Calendar of Events](#)

Watercolor Art Society-Houston | [www.watercolorhouston.org](http://www.watercolorhouston.org)



Founded in 1975, the Watercolor Art Society – Houston (WAS-H) is a non-profit organization bringing the excitement of water-media to the greater Houston area with outstanding exhibitions, world-class instruction and dedicated community outreach. Year-round opportunities are provided to every level of painter, from novice to the seasoned expert. Art lovers can also enjoy year-round exhibitions in our gallery in the Museum District.

Watercolor Art Society - Houston | 1601 W. Alabama, Houston, TX 77006-4101

[Unsubscribe](#) [admin@watercolorhouston.org](mailto:admin@watercolorhouston.org)

[Update Profile](#) | [Constant Contact Data Notice](#)

Sent by [admin@watercolorhouston.org](mailto:admin@watercolorhouston.org) powered by



Try email marketing for free today!