



September 16, 2022 e-newsletter
A Bi-Monthly Publication

October Events



WAS-H Art Fair
October 8

Ryan Fox Workshop
October 3-6



AME Opening Reception
October 2

In the Gallery

[VIEW September Gallery ONLINE](#)

September Exhibit *"Blue"*

by Cissy Geigerman, WAS-H Gallery Co-Director

Everybody sings the "Blues". Our members rose to the challenge to paint something primarily blue (pun intended). The variety of subjects, intensities, and textures was astounding given the criteria in the prospectus.

Our judge, Shirley Moore Leago, did a thorough job evaluating over 70 entries. She has been a judge for the Kingwood Art Show, the Conroe Art League, the Houston Arts Society and has taught painting theory at Houston area studios for 30 years. Being one of the judges at the Houston Rodeo Art Show has been a highlight of her career as she enjoyed predicting which young artist would blossom into a professional. For our gallery reception, Ms. Leago once again put on her teaching hat and helped us understand what makes a painting speak to the viewer.

This show has a different look and feel because the colors are in harmony. The biggest challenge was to hang so many paintings! Our volunteer crew did an amazing job. Many thanks to Marcia Wasson, Leisa Patin, Mansueto Fabugais, Paula Fowler, Nancy McMillan, and Martha Inskeep. It's wonderful to have you!





Gallery Conversations



1st Place Jackie Liddell "Galveston Breakers"

Ms. Leago – Nice warms and cools that juxtaposition. The wave could be off center a bit more. Nice handling of the paint, with lots of energy. A difficult media handled well.

Jackie Liddell- Yupo is a challenge but it is so much fun! It is forgiving enough that if you don't like it you can just lift it off and start again. For this piece I was

trying to be a traditional artist using an untraditional paper. My idea was from a memory with my daughter where the Galveston breakers were some time ago. The water was bluer and beautiful. The rocks were my challenge. With watercolors, textures can be done so many ways. I practiced with Saran wrap on other paper before finally using it here.

2nd Place Maksim Koloskov "Night in Asturias"

Ms. Leago – This has wonderful mood, is dramatic and mysterious. It has depth, strong darks and a brilliant blue sky. I love it because of these little

lights in the background which really told the story. You wonder, looking at it, there is this close black tree, but what is going on in the distance? A simple piece that told a lot.

Maksim Koloskov - Last winter I spent over two months staying with my family in a little aldea in the mountains of Asturias, which is in the north of Spain. Beautiful countryside with grassy hills and mountains, dotted with clay tile roofs of the little aldeas and pueblos. It's a true paradise for an artist. I spent every free moment to paint watercolors and often would come back at night.

One night I was walking up the hill after finishing painting a watercolor of a small church from XIII century, the trees along my walk were looming over me, the deep color of the night with few lights of the aldea in the distance was so impressive that I did a "Night in Asturias" watercolor right after coming back to the house. I painted it fast, in one go, as I merely wanted to record the feel, so I could do a "proper" painting later. I painted it in a room with a dim light and was in a hurry to finish it before joining everyone for a dinner, which I'm sure resulted in a stronger colors and bolder decisions.

Cissy Geigerman – As you have just described, you worked to capture your mood on paper before it faded. During our introductions yesterday, Ms. Leago said she would be looking for paintings that could convey emotions as well as an image. She found it with yours.



3rd Place Philip Weigand "Blue and White Porcelain – Double H"

Ms. Leago – Nice composition, the darker shapes are positioned to keep you within the painting.

Philip Weigand - My painting "Blue & White Porcelain: Double Happiness" is based off a similar scene taken from our entry hall which includes a similar styled vase with a bouquet, stairs in the background, and a mirror. When thinking about the Blue theme for the show, I wanted to utilize some of my favorite hues of blue which include Cobalt,

Cerulean, and French Ultramarine. In trying to emulate the likeness of the Blue and White pottery, cobalt oxide was how the artesian achieved that vibrant color that has lasted through the centuries, so I thought it fitting to utilize the same pigment for this work. Lastly, the Double Happiness character adorning the vase was a common symbol for vases given as gifts, namely for special occasions such as weddings or other happy events. For the patterns and markings on the vase, I used stamps.

Ms. Leago – I noticed in the pattern shapes you have some slightly blurred. Just like when painting a portrait, you want the features in the face and when you get to the hair, you don't want the same level of detail.



Honorable Mention Maria Rodriguez-Alejo "Raining Flowers"

Ms. Leago – An interesting use of texture, movement, color, and value. I look for these and your work has all of them.

Maria Rodriguez-Alejo – For this painting I did not have a specific idea in mind. I just wanted to create an abstract and use turquoise as it is one of my favorite colors. I first worked with the background applying several layers looking to create interest with the different

tones and the direction of the brushstroke. I then proceeded to create textures and patterns using brushes, palette knives and other tools. At some point, images of flowers started to appear. Also, the background suggested water flowing. I took the idea of water, movement, and flowers and played with it to create "Raining Flowers".



Honorable Mention Erik T. Sprohge "Towards Rollover PAST"

Ms. Leago – Confident strokes, good use of color. A believable shore and depth.

Erik Sprohge – This is a scene from Rollover Pass, a coastal area near Bolivar Texas, formerly accessible by ferry from East Galveston. This site used to be a favorite fishing spot until the pass was closed to

conserve the beaches from erosion. Now it's in the PAST (Pun intended, Erik's this time). The name "Rollover" is derived from the habit of pirates of using the sand bar to rollover barrels of contraband to shore.



Honorable Mention Fontaine Jacobs "Table for Four"

Ms. Leago – Movement and strong values. The subject could have been moved a bit more to the left so negative spaces could be more interesting. I was imagining glasses of wine there.

Fontaine Jacobs – I am honored to be selected. Unfortunately, I cannot come to the reception,

we have COVID in the house.

Cissy Geigerman – We are always happy to see what Fontaine Jacobs has created. We miss her today, but are glad to know she and her household will be OK.




Linda Vanek's demo at the September Monthly Meeting YIKES, YUPO!

It can be either frustrating or liberating painting on Yupo paper. Linda Vanek's advice, "Just be ready to play." And what fun WAS-H members had playing vicariously with Linda while she demonstrated painting on Yupo at our September monthly Members Meeting.

Linda is a legend at WAS-H, a former Vice President, President and Past President, an Elite Signature Member and a sought-after teacher of a catalog of classes. As if that isn't impressive enough, she is also a Signature Member of the Louisiana Watercolor Society and currently has a piece in the National Watercolor Society's 2022 International Exhibit.

It takes a long time for paint on Yupo to dry -- at least overnight -- which encourages your imagination to play in the wet paint, to press crinkled plastic wrap, netting, grids, anything! into it to make impressions.



Linda has created award-winning paintings on Yupo, and her captivating demonstration at the Membership Meeting inspires us to let go of our old notions about how to paint with watercolor and learn a fun new way by painting on Yupo.

Thank you, Linda!



Linda explained that Yupo is synthetic paper made originally for the printing industry and artists came along later thinking it could be fun to paint on this surface that doesn't behave like normal watercolor paper. To start with, it doesn't absorb. This means colors stay where your brush places them. Put down different colors and you can blend them by picking up and slanting the paper to cause colors to run into one another. Or place the colors abutting and let them run together on their own.

If you don't like the result, you can wipe off the parts you don't like with a tissue, towel, sponge, brush. Or just wash off the whole thing! Unlike conventional watercolor painting where you preserve white spaces from the start, this paint-removal attribute allows you to add white spaces back in after the fact, to do negative painting and add highlights to dark areas.

New Member Orientation

A new member orientation
will be held on

Thursday, September 22
11 am - Noon

*While this is intended for new members,
anyone who has questions or would like to attend
is welcome to join us.*

Please sign up here: [Orientation](#)

53rd Annual Members Exhibit

Click [AME Registration](#) to enter!
Deadline: Sept 28 @ 3:00 pm

If you have questions,
contact Diane Trepagnier
AME Director at 281-253-7562 or
ame@watercolorhouston.org.



Join us for the the Exhibit Opening on Sunday, October 2 after the general meeting (2pm), demo and awards. Reception begins @ 3:30 pm and will be open until 5:30 pm.



AME PROSPECTUS

WAS-H Art Fair



Art Fair

1pm - 4pm

We still need helpers!
If you want to volunteer,
please sign up


[HERE](#)

Saturday, October 8

October 4-Day Workshop

Award Winning Artist, Ryan Fox
comes to Houston, don't miss his 4-day workshop!

[REGISTRATION DETAILS](#)



Ryan Fox Workshop

It's all about innovative techniques.....

OCTOBER 3 - 6

*Wet-onto-wet painting, charging color,
intentional water blossoms, scraping, &
pattering, adding texture and
watercolor batik
using watercolor and wax on
Japanese rice paper.*



Ryan is a Signature Member of the American Watercolor Society as well as 6 state and regional societies- Northeast, Georgia, Illinois, Pennsylvania, Missouri, and North Carolina (NEWS, GWS, IWS, PWS, MOWS, WSNC).

See more about Ryan by visiting his website at <https://rfoxphoto.com>.

October Paint-In


MEMBERS ONLY EVENT
Saturday, October 1, 2022

Class: 10:00-1:00pm

Instructor: Diann Zimmerman

[REGISTER](#)

Come join us for some NO STRESS painting! Bring your regular watercolor supplies, masking tape, paper towels, WC paper. Lots of paper, as these abstract mixed media paintings will be done quickly! We will create some FUN, COLORFUL mixed media using some FUN art goodies which Diann will bring to class: Brusho, Acrylic Inks, Pens, Pencils, Crayons, and more! Lots to play with. Diann is passionate about creating opportunities for students to learn, to explore, and to develop their skills.



Check out our Fall schedule of classes!

Share your news and ideas!

Share your *news* or write
an article to submit for
the Washrag by sending
to our
Communications Director,
Nancy Moody, at Washrag
@watercolorhouston.org

Send your ideas about
classes or workshops
you'd be interested in by
emailing our
Education Director,
Beth Graham, at
Education
@watercolorhouston.org.

Send your thoughts about
special events you'd be
interested in
or other
recommendations
to our President,
Karen Stopnicki, at President
@watercolorhouston.org.



Click [HERE](#) for the latest blog posts.

Gallery/Office Hours: Tuesday - Saturday 10 am - 3 pm
[Covid Policy](#)

[Classes/Workshops](#)
[Upcoming Major Workshops](#)
[Model Lab](#)

[Membership](#)
[Washrag Blog](#)
[Calendar of Events](#)

Watercolor Art Society-Houston | www.watercolorhouston.org



Founded in 1975, the Watercolor Art Society – Houston (WAS-H) is a non-profit organization bringing the excitement of water-media to the greater Houston area with outstanding exhibitions, world-class instruction and dedicated community outreach. Year-round opportunities are provided to every level of painter, from novice to the seasoned expert. Art lovers can also enjoy year-round exhibitions in our gallery in the Museum District.